



The OZ-X Display app is used to display real-time Tyre Pressure, Tyre Temperature and compatible 3rd party devices. When first opening the app, please ensure you grant access to all permissions requested.

**Required Permissions include.**

Allow OZ-X Display to send you notifications: **Allow**

Allow OZ-X Display to take pictures and record video: **Allow using app or Only this time**

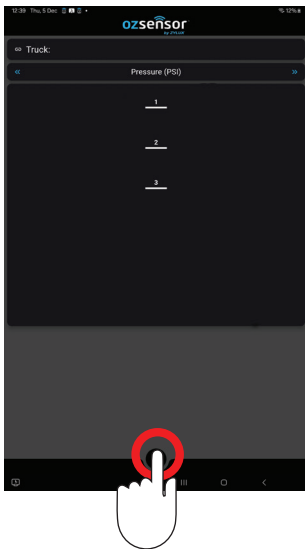
Allow OZ-X Display to access this device's location: **Precise and While using the app**

Location permission: Set to **All the time**

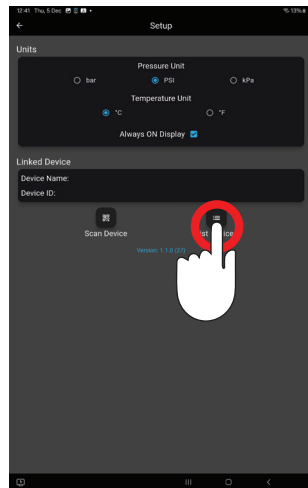
Allow OZ-X Display to find, connect to and determine relative position of nearby devices: **Allow**

**Failure to allow these permissions will cause an app error.** The App will display **You need to provide permissions.** If this happens you will need to close and restart the app so you be prompted to select the correct permissions again.


**1) Set Up**



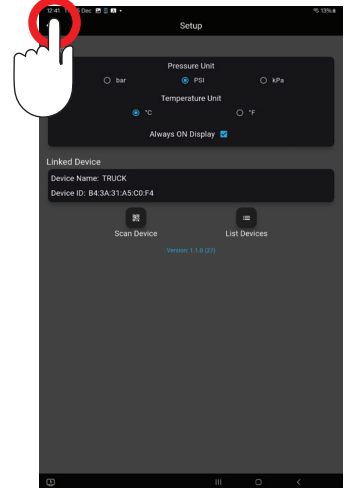
**2) List Device (Add / Link Vehicle)**




**3) Select a Device**



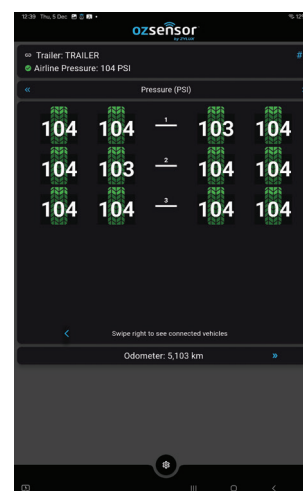
**4) Press back to Display**



**Example Truck Display**

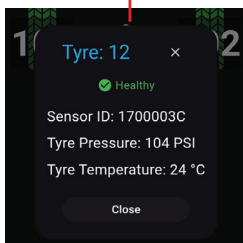


**Example Trailer Display**



Vehicle Type / Fleet Identifier

Press Tyre to view more info



Trailer Position

Select between pressure and temperature

Swipe left and right to view connected Trailers

Odometer reading if Stemco BLE Hub odometer is installed

**Tyre Pressure and Temperature OK**  
No Action required

**Low Tyre Pressure or High Tyre Pressure**  
Take Precautionary Action - Recommended to check tyre at your next stop.

**Extreme Low Tyre Pressure or High Tyre Temperature**  
Take Immediate Action -Diver should stop when safe and check Tyre

**Sensor Offline**  
If sensor stays offline, check the sensor is installed